

# ELECTRONIC HEAT DETECTOR TMP2



CESI 03 ATEX 042

0068-CPR-009/2014

## TECHNICAL SPECIFICATIONS

Sensor	Semi-conductor
Temperature Range	-20°C to +110°C
Code of Protection	ATEX II 2G Ex d IIC T6
Protection Degree	IP66 (Probe IP67)
Location	Hazardous area
Short-term repeatability	±2% FSD 60 min.
Long-term repeatability	±3% FSD 3 months.
Accuracy (linearity)	±1% FSD

## Environmental Specifications

EMC	According EN61000-4
Storage temperature	-40 to 85 °C
Operating temperature	-20 to 110 °C
Humidity range	90% R.H. n.c.

## Electrical Specifications

Supply Voltage	10-30 Vdc
Supply current	about 20/30 uA in normal conditions > 20 mA in alarm cond.
Supply fuse	50 mA
Connection	2 conductors cable

## Mechanical Specifications

Overall dimensions	ATEX version: 160x85x75 mm DUST version: 203x95x60 mm
Weight:	ATEX version: 410 g. DUST version: 400 g.
Mounting	2x6 mm holes
Termination Ex d	Cable Holder
Probe attachment	1/2" NPT
Junction box attachment	ATEX version: 1/2" NPT DUST version: 2 x M20 Cable Holder (Cables diameter 6 to 13 mm)
Probe Ext. connection	1/2" GAS ISO 228 B

## FEATURES

- Interactive
- To be used in industrial hazardous areas
- Protective PCB coating
- Short circuit isolator
- Conforms to EMC directive
- Immune to electromagnetic disturbance
- High reliability due to Self-diagnosis procedure
- Programmable LED for status indication
- Two wires technology
- Low power consumption
- Temperature set-point levels from **-20°C up to 110°C.**
- Configurable classes A1, A2, B, C, D
- Different output configurations. Static and/or Rate of Rise
- Proven technology
- Not influenced by dust, humidity, exhaust gases.
- EN54-5 CPR Certified
- Tested with internal climatic tunnel on production line
- shock and vibration resistant

## APPLICATIONS

- Commercial and Industrial plants
- Hazardous atmospheres (Classified areas Zone 1 and Zone 2)
- Suitable in dangerous environmental conditions such as in presence of corrosive elements or condensing steams
- Suitable to be used with all Conventional Fire Detection Systems

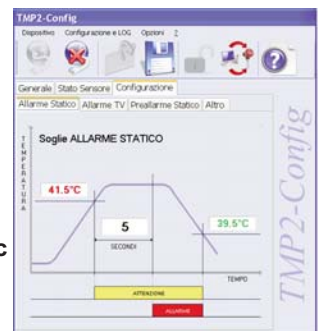
### Especially suitable for:

- Refineries and Hazardous material stores
- Extraction ducts
- Boiler rooms
- Workshops
- Oil & Gas plants
- Pumping rooms
- Refrigeration cells

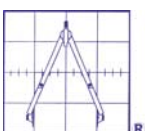
- **Certificate ATEX II 2G Ex d IIC T6**
- **Certificate EN54-5 CPR**

### "TMP2-Config": NEW diagnostic and configuration software for:

- Monitoring of sensors and detector functions
- Alarm Temperature Levels setting
- **Temperature Class setting according to EN54-5**
- Static or Rate of Rise functionality setting
- LED functioning mode setting
- Alarm Status setting (Latched or Reflex)
- Service time counter
- Number of events counter
- General information: sensor status, reset, power ON and power OFF







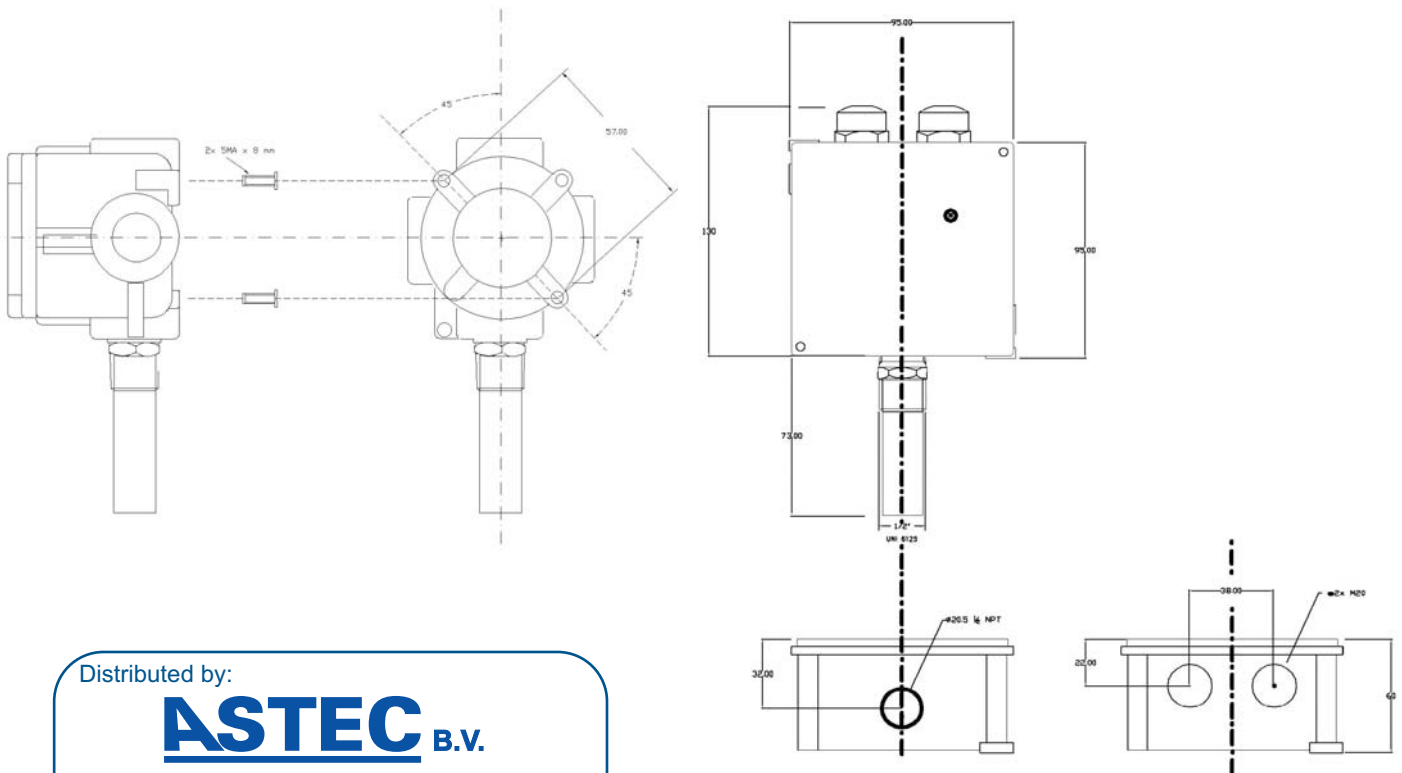
Copyright OGGIONI sas



**OGGIONI s.a.s. Via Laboratori Autobianchi, 1 - P.T.B. Edif.13/O - 20832 Desio (MB) - Italy**  
**Tel.+390362 629135 Fax +390362 622531 www.oggonisas.com - e-mail: info@oggonisas.com**

## CONFIGURATIONS

Model	Box Type	Temperature Class	Mode	Led Status	Alarm config.
<b>TMP2</b>		<ul style="list-style-type: none"> <li><b>A1</b> = Static alarm 54-65°C</li> <li><b>A2</b> = Static alarm 54-70°C</li> <li><b>B</b> = Static alarm 69-85°C</li> <li><b>C</b> = Static alarm 84-100°C</li> <li><b>D</b> = Static alarm 99-115°C</li> </ul>	<ul style="list-style-type: none"> <li><b>R</b> = Static &amp; Rate of Rise</li> <li><b>S</b> = Static</li> </ul>		<ul style="list-style-type: none"> <li><b>M</b> = Manual Reset</li> <li><b>A</b> = Auto Reset</li> </ul>
<ul style="list-style-type: none"> <li><b>J</b> = Atex 1 way 1/2" connection box</li> <li><b>T</b> = Atex 2 ways T 1/2" connection box</li> <li><b>JO</b> = Atex 1 way connection box with glass</li> <li><b>TO</b> = Atex 2 ways T connection box with glass</li> <li><b>D</b> = Aluminium housing IP65</li> <li><b>P</b> = Only probe without housing</li> </ul>					<ul style="list-style-type: none"> <li><b>1</b> = OFF in normal condition ON in Alarm condition</li> <li><b>2</b> = PULSE in normal condition OFF in Fault condition ON in Alarm condition</li> </ul>
Example of J or T box	Example of JO or TO box	Example of D box	Example of P (Probe)		
					
Not suitable for Fire Detection	Suitable for Fire Detection	Suitable for Fire Detection	Not suitable for Fire Detection		
<p><u>Example of product code creation:</u>            Heat detector ATEX certified T-box with glass, Temp. class C with alarm intervention at 90°C static with pulse LED and Auto Reset alarm:            Code: <b>TMP2-TO-C90S2A</b>            Heat detector Dust box, Temp. class A2 with alarm intervention at 57°C Rate of Rise with OFF LED in normal condition and Auto Reset alarm:            Code: <b>TMP2-D-A257R1A</b></p>					



Distributed by:

# ASTEC B.V.

Kerkweg 70  
 6155 KN Puth  
 Tel. +31 (0)46 443 55 77  
 Fax. +31 (0)46 443 04 82  
 E-mail: [info@astec.nl](mailto:info@astec.nl)  
 Internet: [www.astec.nl](http://www.astec.nl)

Copyright OGGIONI sas

OGGIONI s.a.s. reserves the right to change published specifications and designs without prior notice.

